

Dashboard Preliminary Design Review





Presentation Overview

- Project Overview
- Overall Block Diagram
- Encountered Problems/Issues
- Team's Progress
- Future Tasks
- Timeline/Gantt Chart
- Questions

Project Overview





Project Overview

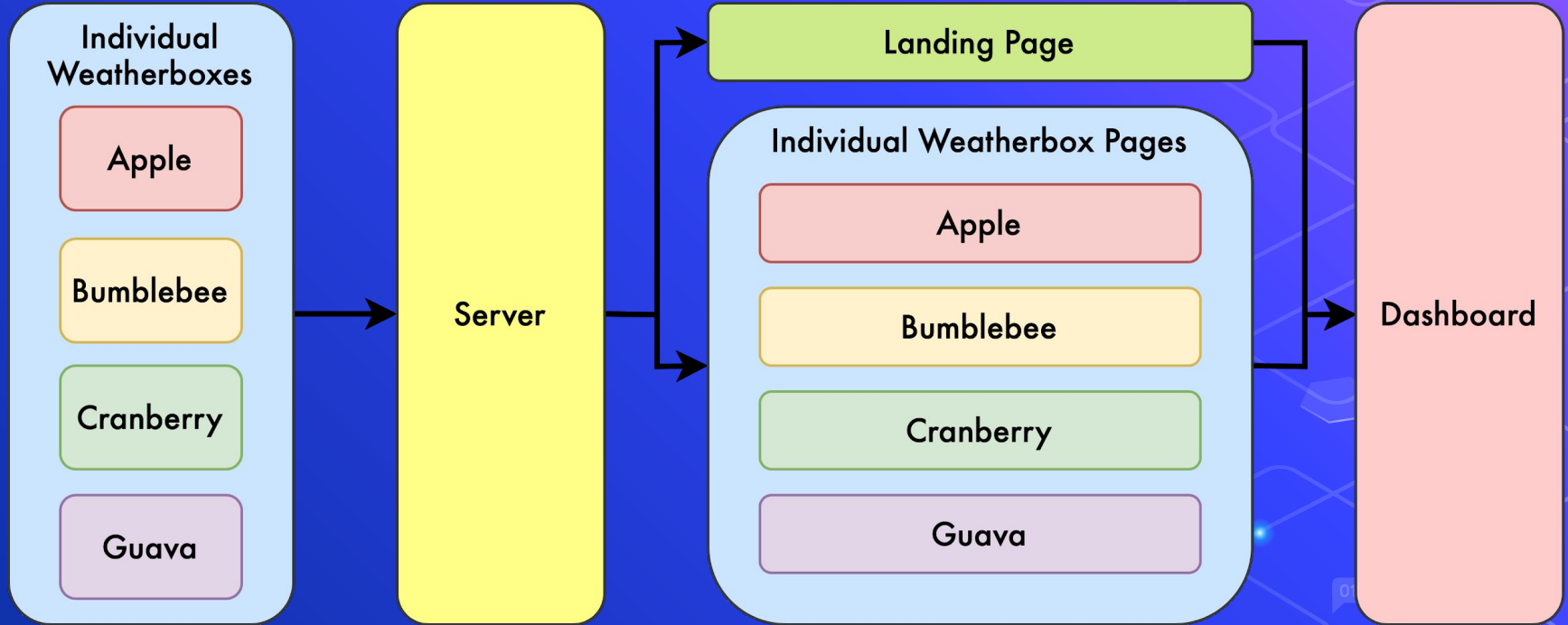
- Translate Dashboard from pure Semantic-UI HTML/CSS to ReactJS
- Develop back-end code to link to front-end code
- Present data from gateway correctly onto dashboard
- Deploy dashboard website to a server

Overall Block Diagram



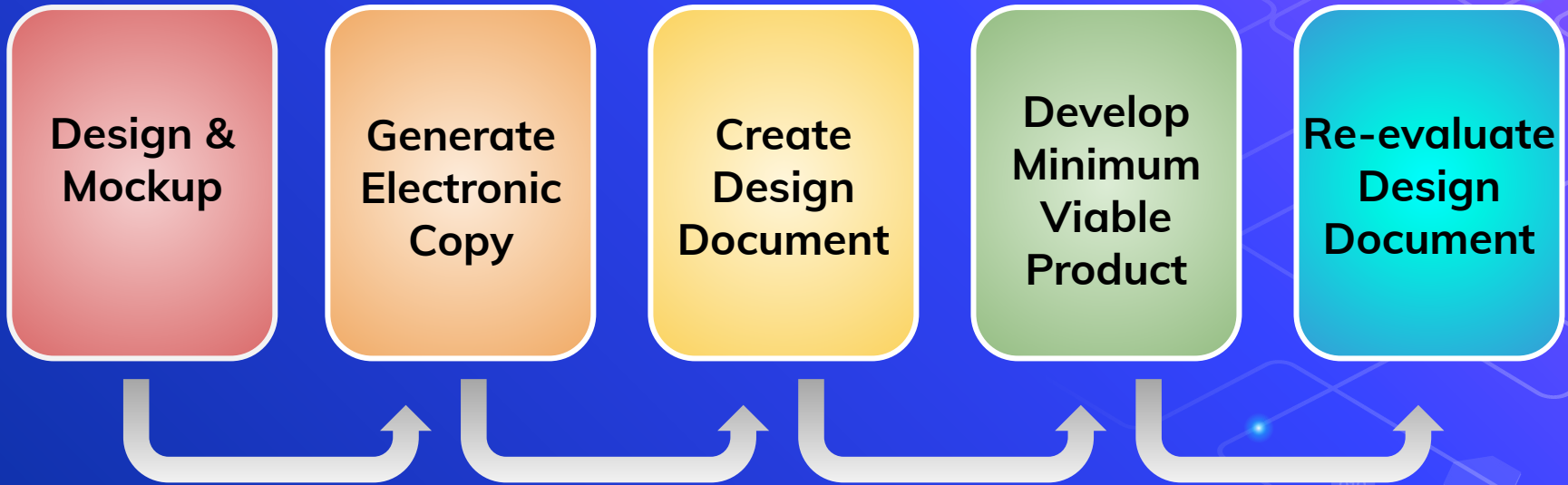


Overall Block Diagram






Design Procedure



Encountered Problems






Encountered Problems

- Uncertainty behind gateway
 - Confirmed firmware/dashboard contributions
- SCEL GitHub access permissions
 - Contacted Alicia to add in new members for dashboard team
- Re-familiarize with ReactJS

Team's Progress






Team's Progress

- Created new *dashboard_v3_react* repo
- Translated HTML Components using React Semantic UI
 - Graph - Jianna
 - Map - Andrew
 - Averages - Jonathan
 - Sidebar - Kevin
 - Need to merge all components together onto Dashboard template page
- Meeting with Dr. Kuh
 - Discussed status of server (new? old?)
 - Steps to take for now with state of database

Future Tasks





Future Tasks

- Combine ReactJS components onto template Weatherbox Page
- Work with Firmware to understand database
- Research how to implement the backend
 - SQL
 - Node.js
- Deploy dashboard by end of the semester
- Documentation for next Dashboard team



Gantt Chart





Questions?

001

011

010

Extra resources

